

# Joining Primary Care Improvement Connect

If you are not currently registered on NHS Networks.

## Step 1 – You will receive the following email.

-----Original Message-----  
From: Primary Care Improvement Connect [<mailto:england.si-pcic@nhs.net>]  
Sent: 12 January 2017 09:45  
To: Jenny Bloggs  
Subject: Welcome to the Primary Care Improvement Connect NHS Network

--- This message was sent from an email address external to NHSmail but gives the appearance of being from an NHSmail address. Verify the sender and content is legitimate before acting upon information contained within. ---

Dear Jenny Bloggs

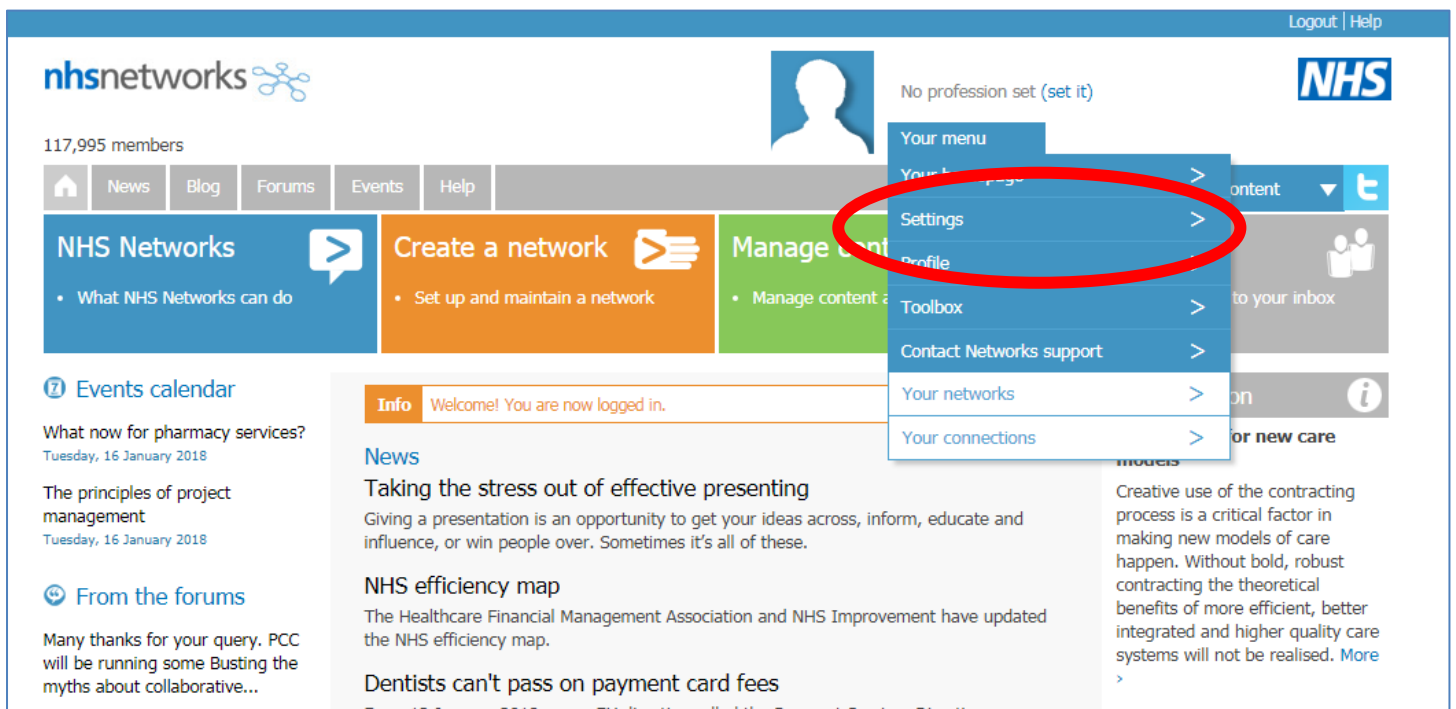
You have had an account created at the NHS Networks web site: <https://www.networks.nhs.uk>. Your user id is "[jbloggs4000@nhs.net](mailto:jbloggs4000@nhs.net)" and password is "jennybloggs". Please login and change your password using the link found in "My settings".

You have been made a member of our NHS Network "Primary Care Improvement Connect". You can now view content within our network, receive email notification of important network events and post to network forums, along with many other benefits. Visit the network at <https://www.networks.nhs.uk/nhs-networks/primary-care-improvement-connect> and don't forget to set your email and alert notification preferences with the 'My Settings' link which you'll find at the top of the page. Let us know if there's anything you'd like to see on this network web site to make our knowledge-sharing better and improve this service.

Your NHS Networks userid is "[jbloggs4000@nhs.net](mailto:jbloggs4000@nhs.net)". If you have forgotten your password please use the "Forgotten password" link to reset it.

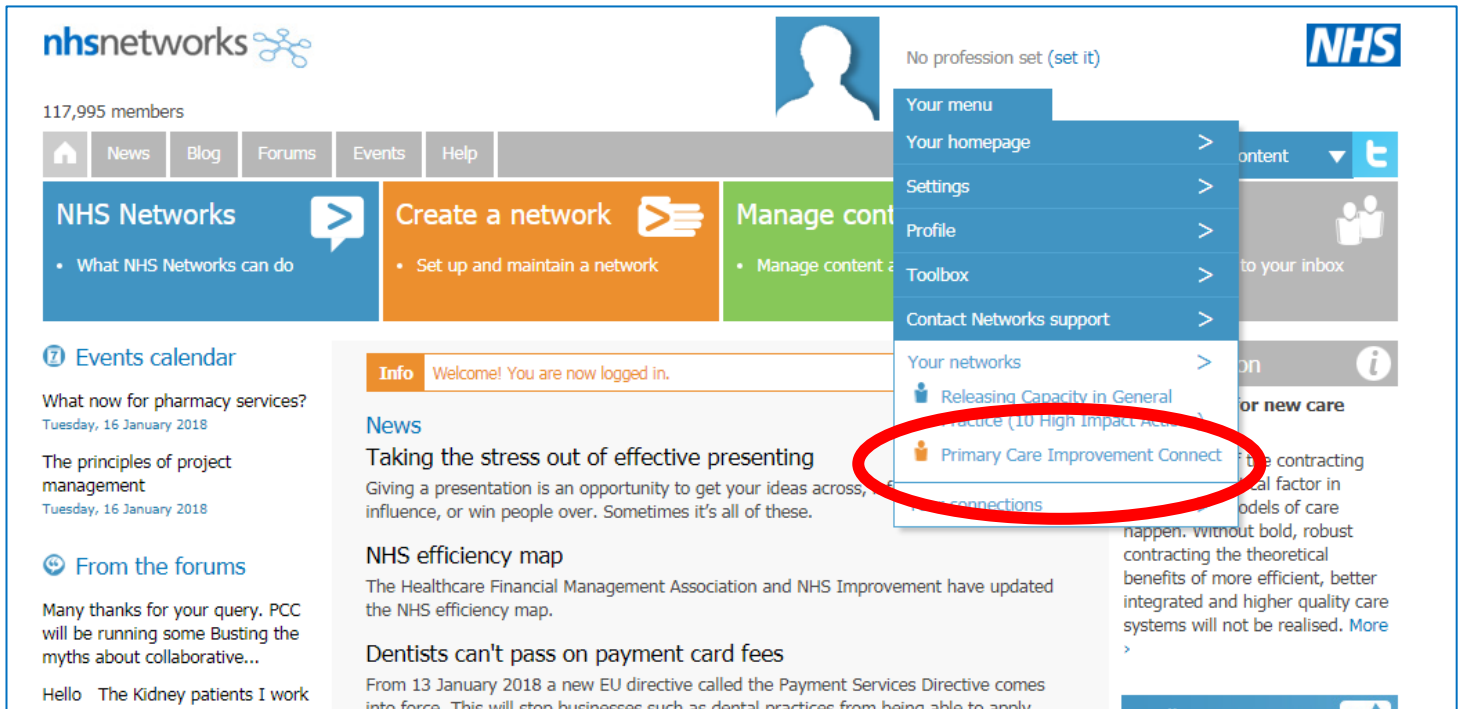
Best wishes,  
Smerra Khan  
Primary contact for Primary Care Improvement Connect

## Step 2 – Change your password using the link found under “Your menu” then “My settings.”



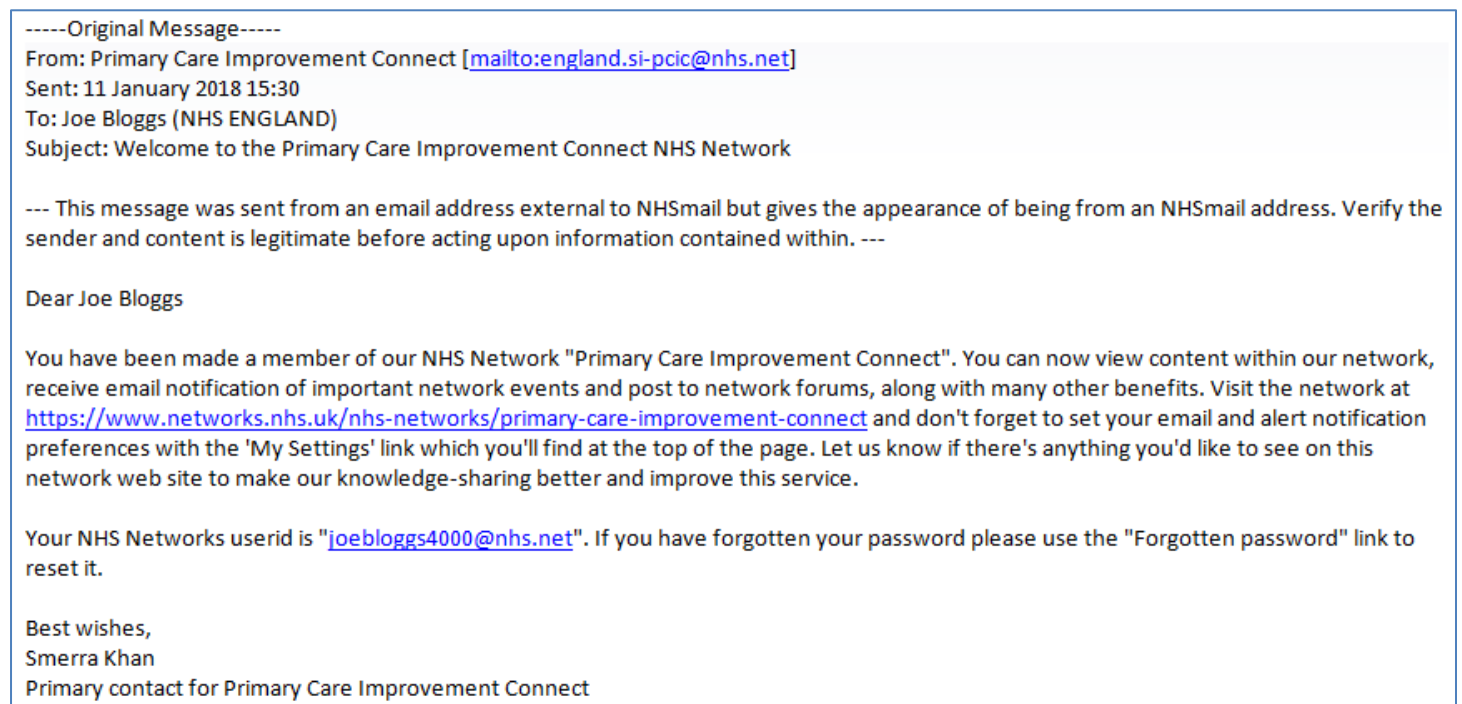
The screenshot shows the NHS Networks website interface. At the top right, there is a user profile icon and a dropdown menu labeled "Your menu". The "Settings" option in this menu is circled in red. Below the menu, there are navigation tabs for "News", "Blog", "Forums", "Events", and "Help". The main content area features a "Welcome! You are now logged in." message, a "News" section with an article titled "Taking the stress out of effective presenting", and an "Events calendar" section with an event titled "What now for pharmacy services?".

### Step 3 – You can now access the network under “Your menu” then “Your networks.”



### If you are already registered on NHS Networks.

### Step 1 – You will receive the following email.



**Step 2 – You can now access the network under “Your menu” then “Your networks.”**

The screenshot displays the NHS Networks website interface. At the top left, the 'nhsnetworks' logo is visible, along with the text '117,995 members'. A navigation bar includes links for 'Home', 'News', 'Blog', 'Forums', 'Events', and 'Help'. Below this, there are three main action buttons: 'NHS Networks' (with a sub-link 'What NHS Networks can do'), 'Create a network' (with a sub-link 'Set up and maintain a network'), and 'Manage content' (with a sub-link 'Manage content'). A user profile icon is shown in the top right, with the text 'No profession set (set it)'. A dropdown menu is open under the profile icon, listing options: 'Your menu', 'Your homepage', 'Settings', 'Profile', 'Toolbox', 'Contact Networks support', 'Your networks', 'Practice (10 High Impact Actions)', and 'Primary Care Improvement Connect'. The 'Your networks' option is circled in red. The main content area features an 'Events calendar' with a post about 'What now for pharmacy services?' and a 'News' section with articles like 'Taking the stress out of effective presenting', 'NHS efficiency map', and 'Dentists can't pass on payment card fees'.

**If you have any issues accessing the network  
please contact [england.si-pcic@nhs.net](mailto:england.si-pcic@nhs.net)**